



# Patrol Power 2021-Up GM Tahoe, Yukon & Suburban Gen I Underhood Fuse Panel Mounting Instructions Part # TA0021




Remove hood release and surrounding radiator core support trim panel. Before mounting fuse panel, set timer to desired duration.



Mount fuse panel using factory core support brace bolt, included brace bracket and by drilling a hole for 1/4" bolt, washers and nylon nut (alternately a #14 self-tapping screw can be used).

# Patrol Power 2021-Up GM Tahoe, Yukon & Suburban Gen I Underhood Fuse Panel Mounting Instructions Part # TA0021




Route battery cable as shown, following factory cabling and connecting to battery terminal inside battery junction box.

\* All cable and wires should be protected with loom and tied safely and securely\*



Factory distribution panel lid should be trimmed to clear battery cable

# Patrol Power 2021-Up GM Tahoe, Yukon & Suburban Gen I Underhood Fuse Panel Mounting Instructions Part # TA0021



Routing harness is completely at the installer's discretion, but many technicians drill a hole directly below the factory grommet with good results. Just be sure to verify clearance on both sides of firewall as not all vehicles are identical based on options.

