


# Patrol Power 2019-Up Dodge Durango Gen I Underhood Fuse Panel Mounting Instructions Part # DR0004



Bracket mounts to driver side strut tower utilizing two factory mounting locations.




Mount panel utilizing two M6 nuts on factory studs on strut tower




Mount circuit breaker using M8 and M6 nuts at factory location studs on strut tower

## Patrol Power 2020-Up Dodge Durango Gen I Underhood Fuse Panel Mounting Instructions Part # DR0004



Route power cable from circuit breaker to Patrol Power panel as shown using cable ties and cable clamps. Loom, secure & protect all wiring.



Route power cable from circuit breaker to factory battery/jump start point



Trim cover for factory jump start point as shown for power cable clearance