



Patrol Power 2020-Up Chevrolet & GMC 1500 Pickup Gen I Underhood Fuse Panel Mounting Instructions Part # TA0020




Remove hood release and surrounding radiator core support trim panel. Before mounting fuse panel, set timer to desired duration.




Mount fuse panel using factory core support brace bolt, included brace bracket and by drilling a hole for 1/4" bolt, washers and nylon nut.

Patrol Power 2020-Up Chevrolet & GMC 1500 Pickup Gen I Underhood Fuse Panel Mounting Instructions Part # TA0020



Route battery cable as shown, following factory cabling and connecting to battery terminal inside battery junction box.

Note that cables are shown without loom for illustration purposes. All cable and wires should be protected with loom and tied safely and securely



Routing harness is completely at the installer's discretion, but many technicians drill a hole in the vicinity shown with good results.