


Patrol Power 2021-2022 Ford F-150 Gen I Underhood Fuse Panel Mounting Instructions



Remove factory machine screws from coolant reservoir and radiator fan bracket indicated in pictures



Carefully slide mounting bracket under coolant reservoir and radiator fan bracket as indicated in pictures.




Re-install, but do not fully tighten factory screws.


Patrol Power 2021-2022 Ford F-150 Gen I Underhood Fuse Panel Mounting Instructions



Assemble bracket and fuse panel using three 8-32 machine screws. If your panel has a timer, it is recommended to set timer prior to assembly.



After all hardware has been started, fully tighten all hardware. Harness can now be assembled, routed through firewall and battery connected after opening circuit breaker. Battery cable routing shown without loom for demonstration purposes only.



Harness routing is at installers discretion, but can be routed parallel to battery cable along side of battery to firewall.