


## Patrol Power 2016-Up Ford F-150 & 2018-Up Expedition Gen I Underhood Fuse Panel Mounting Instructions



Remove factory machine screws from coolant reservoir and radiator fan bracket indicated in pictures



Carefully slide mounting bracket under coolant reservoir and radiator fan bracket as indicated in pictures.




Re-install, but do not fully tighten factory screws.


## Patrol Power 2016-Up Ford F-150 & 2018-Up Expedition Gen I Underhood Fuse Panel Mounting Instructions



Assemble bracket and fuse panel. (note that some panels feature threaded inserts and some panels may feature holes which must be “through bolted”). It is recommended to set timer prior to assembly.



Carefully drill mounting hole through lip on plastic battery tray. On most models this will be just forward of factory harness clip hole. Assemble hardware through lip.



After all hardware has been started, fully tighten all hardware. Harness can now be assembled, routed through firewall and battery connected after opening circuit breaker.